


261kWh Outdoor Cabinet



It's able to provide customized power system solutions that optimize energy consumption, create economic benefits, and save energy and carbon.
It can also be used for off grid or grid connected optical storage integrated scenes to build microgrid systems. Meet the short-term and long-term AC and DC distribution needs of users.

01 INPUT & OUPUT



DC INPUT



AC INPUT



DC OUTPUT



AC OUTPUT

02 Function

- Valley filling
- Peak shaving
- Emergency power reserve
- Load optimization control
- Short-term power regulation
- Short-circuits distributed-power trading
- Transformer capacity increase
- Interconnection for transformer areas

03 Scenes



Factories



Shopping malls



Residential areas



Hospitals






Other locations

261kWh Outdoor Cabinet

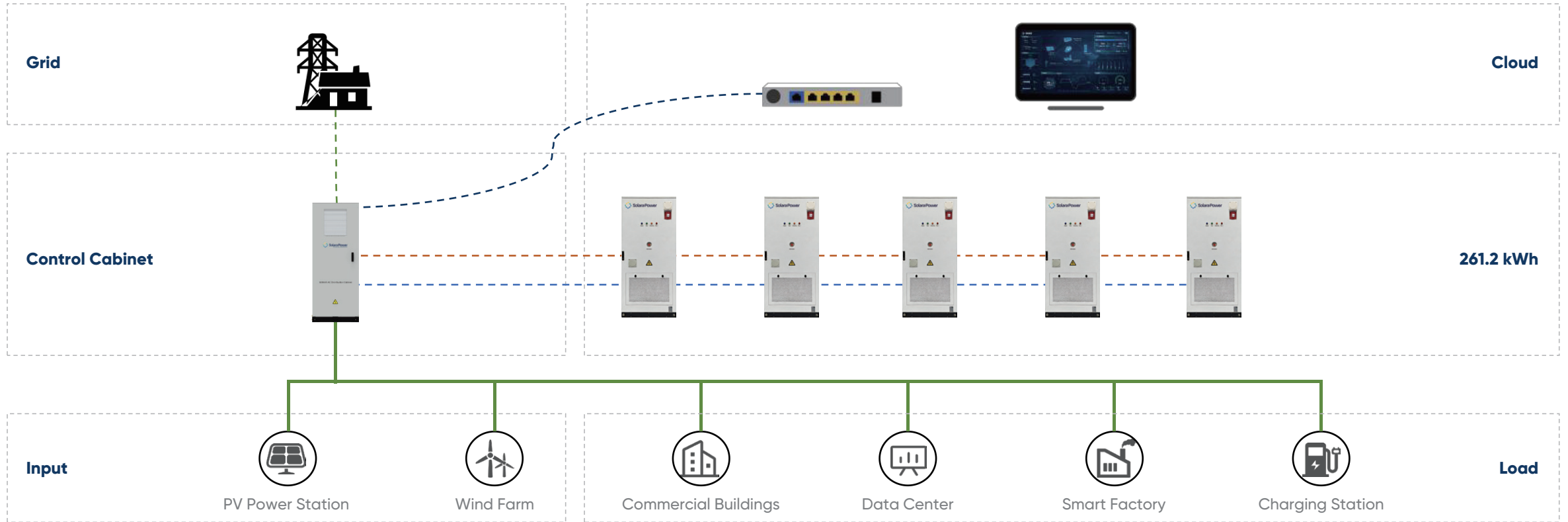


Standards and Certifications

UL1973, UL9540A, FCC, NFPA 69, UL9540, UL 1741, CSA 22.2 NO.107.1-01, IEEE 1547, UN38.3, UN3480

	Model	261.2kWh
 DC Side	Cell model	LFP 3.2 V/314 Ah
	Pack configuration	1P52S/52.25 kWh
	System configuration	1P260S
	Voltage range	DC 728 V ~ DC 949 V
	System capacity	261 kWh @0.5P, 25±2°C
	Discharge rate	≤0.5P
 AC Side	PCS power rate	125 kW
	PCS cooling method	Liquid cooling
	AC side voltage	400 V (-15% ~ +10%), 480V (-12%~+10%)
	AC side connection	3W+N+PE
	Incoming mode	AC side bottom incoming wires
	Thermal management method	Liquid cooling+ liquid heating
 System Parameter	Fire suppression system	Active early warning + smoke and temperature sensor + combustible gas detection + cabinet level fire suppression + external water fire suppression + explosion-proof exhaust + blow-off valve
	IP rating	IP55
	Operating Temperature	-20 ~ 50°C (Derating use above 45°C)
	Storage temperature	<1-Year 0~35°C <1-Month -20~45°C
	Operating humidity	0~95%RH (No condensation)
	Storage humidity	0~75%RH (No condensation)
	Noise	≤73 dB @1m
	Communication method	LAN/CAN /RS485
	Dimensions	1000mm×1420mm×2250mm (Excluding hooks and protruding parts)
	Weight	Around 2,720kg
Maximum operating altitude	2,000m	

261kWh Outdoor Cabinet

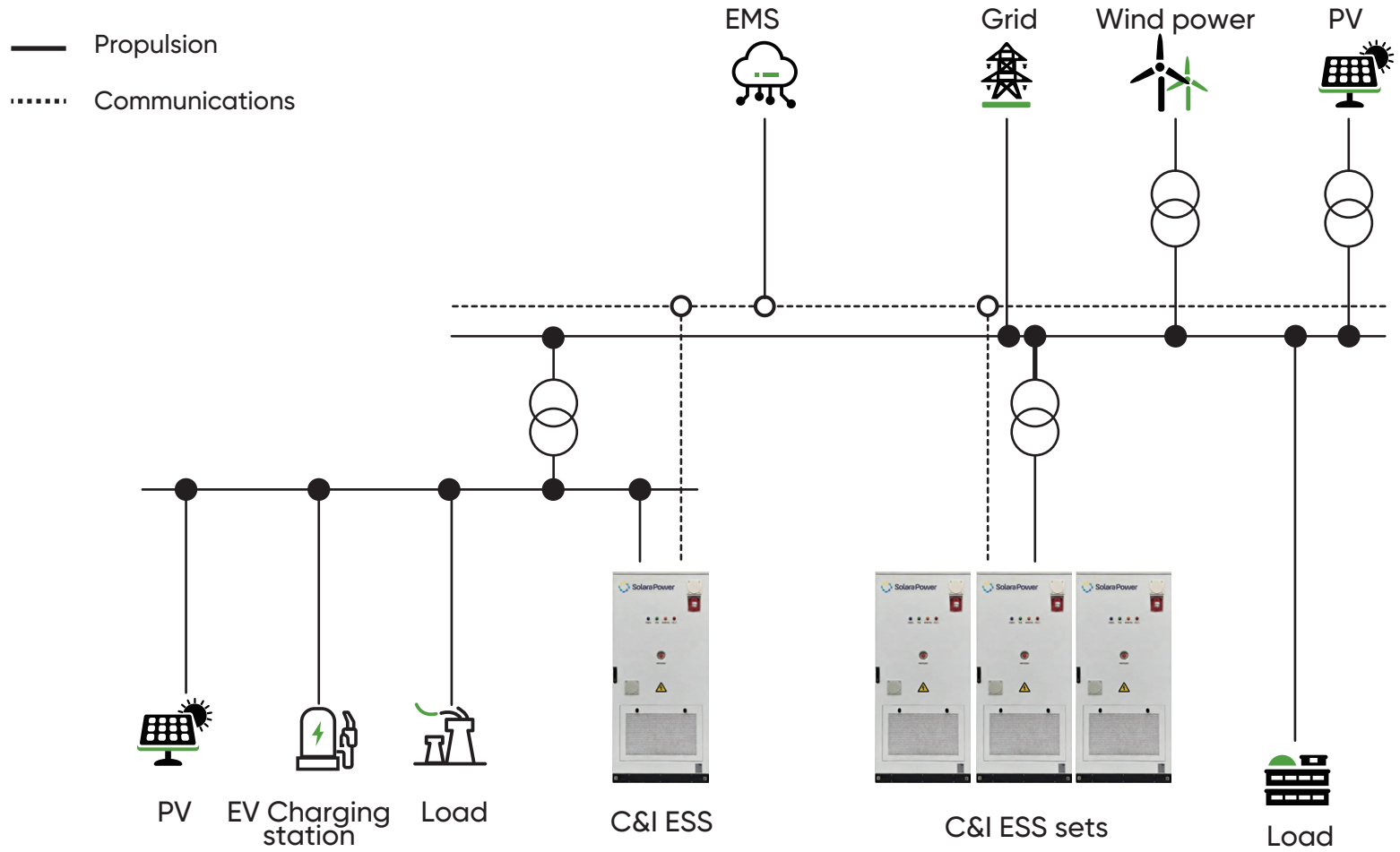


Typical application scenarios/Configurations

NO.	Scenarios	Rate	Energy	Configuration
1	C&I	0.5P	261.2 kWh	1*261.2 kWh
2	C&I	0.5P	465.8 kWh~1,164.5 kWh	2~5*261.2 kWh + 1*AC combiner cabinet

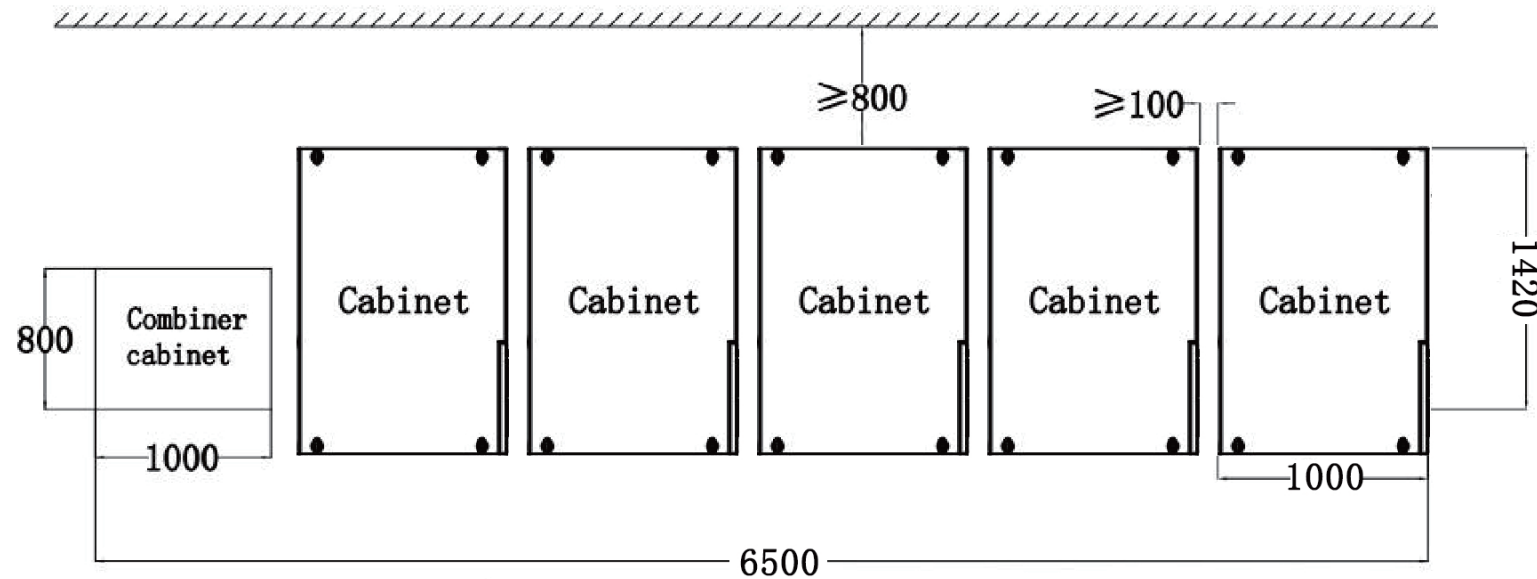
261kWh Outdoor Cabinet

System Diagram



Typical application scenarios/configurations, and site layout

- ① When more than 3 cabinets are connected in parallel, it is necessary to consider whether to configure an AC combiner cabinet;
- ② The following diagram shows the spatial layout of 5 cabinets and 1 AC combiner cabinet.



Unit: mm